

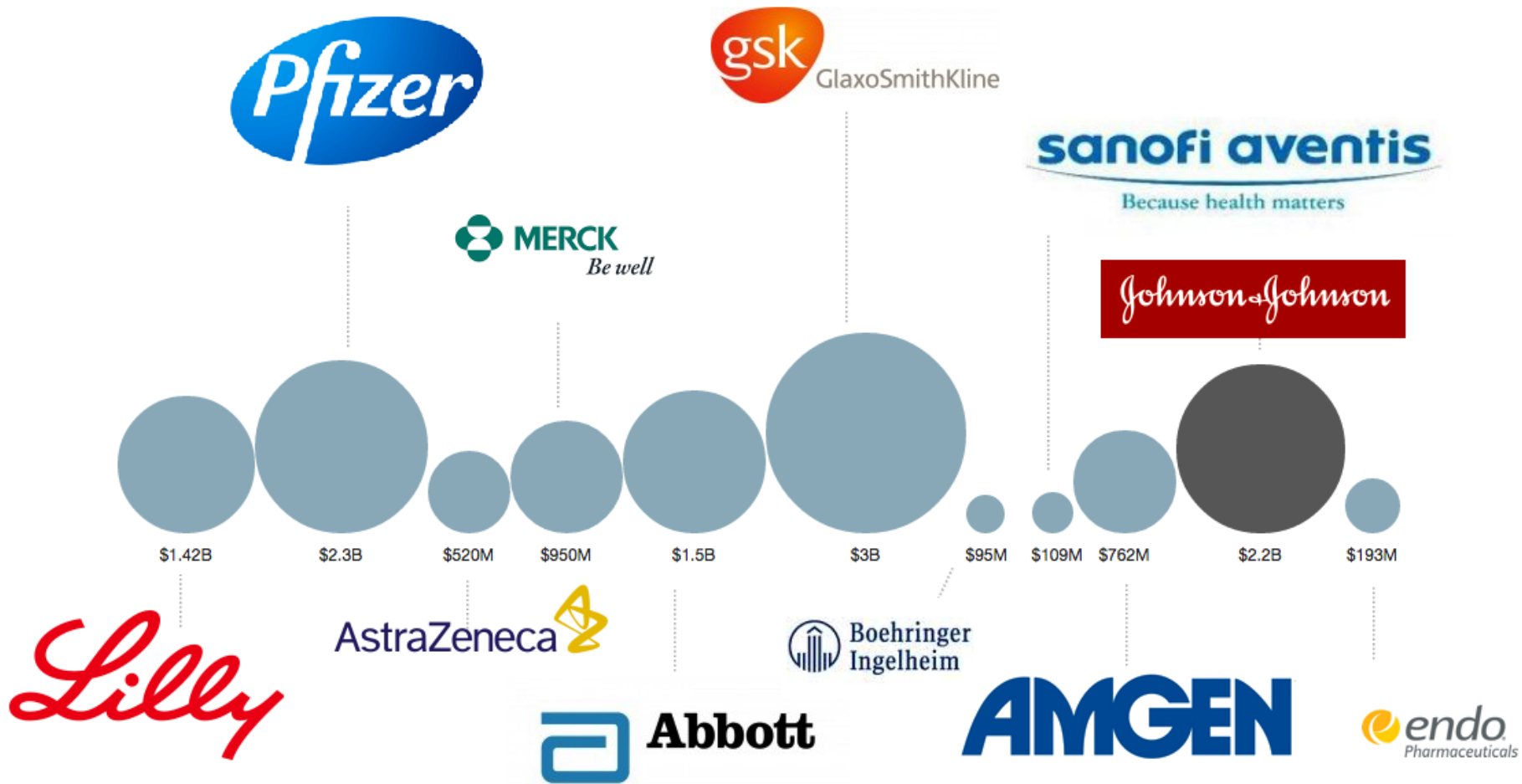
Science Media Centre

Peter Griffin



What's the problem here?





US\$13 billion in settlements 09 - 14



Medicare

Medicaid/CHIP

Medicare-Medicaid
Coordination

Private
Insurance

Innovation
Center

Regulations &
Guidance

Research, Statistics,
Data & Systems

Outreach &
Education

Home > Open Payments

Open Payments

About

Explore the Data

Program
Participants

FAQs

Contact Us

Announcements

Applicable Manufacturers and GPOs:

- Review and correct 2013 payment records returned from the intermingled data fix that went into effect in August.

View the Data

Use the Search Tool on Identified Data (beta)

View Open Payments Data in the Data Explorer Interface

Download Open Payments Datasets

Instructions for Searching with the Data Explorer

Connect and Engage

Sign up for email updates, follow the #openpayments conversation on Twitter, and send us your feedback.

Contact the Help Desk:
1-855-326-8366

Open Payments

Sometimes, doctors and hospitals have financial relationships with health care manufacturing companies. These relationships can include money for research activities, gifts, speaking fees, meals, or travel. The Social Security Act requires CMS to collect information from applicable manufacturers and group purchasing organizations (GPOs) in order to report information about their financial relationships with physicians and hospitals. Open Payments is the federally run program that collects the information about these financial relationships and makes it available to you. To gain a deeper understanding of data published on September 30, 2014, [view our factsheet](#).



Explore the Data

Use the new, simple search tool to search all the identified Open Payments data. [Download](#) all Open Payments data in detail. [Interact](#) with all the data sets. States can [create and download](#) custom data reports.



Open Payments Data in Context

What is a conflict of interest? What is nature of payment? [Learn about Open Payments](#) and what it may mean for physicians, industry, and you.



Program Participants: Access the System

Physicians, teaching hospital representatives, applicable manufacturers, and applicable group purchasing organizations participating in Open Payments: [register and log in](#) to view your data.



3:49 pm ET
Oct 7, 2014 REGULATORY

More Than \$1B in Payments to Doctors is Excluded From Sunshine Database

ARTICLE COMMENTS (1)

CMS CONFLICTS OF INTEREST OPEN PAYMENTS SUNSHINE ACT

Email Print Facebook 24 Twitter 19 Google+ LinkedIn

By ED SILVERMAN

Last week, the federal government unveiled the long-awaited **Open Payments database**, which was created to disclose the payments that drug and device makers make to physicians and teaching hospitals.



— iStock

The effort, which reflected concerns over industry ties that may unduly influence medical practice and research, was not without problems. There were technical glitches and complaints that payment data would lack sufficient context for patients to understand what they see.

Now, though, another issue has arisen. In discussing the database last week, officials at the Centers for Medicare & Medicaid Services noted the data reflected 4.4 million transactions valued at \$3.5 billion to 546,000 doctors and 1,360 teaching hospitals.

PREVIOUS
Did Researcher Conflicts Influence Evidence for Studies of Flu Drugs?

NEXT
Pharmalot, Pharmalittle: We're Reading About Allergan, Ebola and Much More!!

SEARCH PHARMALOT GO



GE Capital

APPETITE FOR DISRUPTION

Tom Stewart on Exploring Mid-Market Ecosystems



ON EXPLORING MID-MARKET ECOSYSTEMS



GOING GLOBAL
Tom Stewart on Going Global



TALENT
Tom Stewart on Finding and Retaining Talent





PRO PUBLICA





Dollars for Docs

How Industry Dollars Reach Your Doctors

Has Your Health Professional Received Drug Company Money?

Name

State

All States



SEARCH

Example searches: [Klein](#), [Duke University](#), [Miami](#)

[More options +](#)

With 3.5 million records, this database represents:



\$4 billion

in disclosed payments



17

companies



~ 50%

of total market share



Search on: GINSBERG, LAWRENCE DAVID and Related Entities

Entity Paid	City	State	Service Provided or Activity	Cash	Non Cash
GINSBERG, LAWRENCE DAVID	HOUSTON	TX	Meals	---	\$872
			Healthcare Professional: GINSBERG, LAWRENCE DAVID		
			Business Related Travel	---	\$2,813
			Healthcare Professional: GINSBERG, LAWRENCE DAVID		
			Total Received by: GINSBERG, LAWRENCE DAVID	---	\$3,685
RED OAK PSYCHIATRY ASSOCIATES PA	HOUSTON	TX	Professional Advising	\$4,875	---
			Healthcare Professional: GINSBERG, LAWRENCE DAVID		
			Expert-Led Forums	\$5,750	---
			Healthcare Professional: GINSBERG, LAWRENCE DAVID		
			Business Related Travel	---	\$133
Healthcare Professional: GINSBERG, LAWRENCE DAVID					
Total Received by: RED OAK PSYCHIATRY ASSOCIATES PA	\$10,625	\$133			

Name	Payee	City	State	Service	Role	Amount	Payment Type
GINSBERG, LAWRENCE DAVID	RED OAK PSYCHIATRY ASSOCIATES PA	HOUSTON	TX	Business Related Travel	Healthcare Professional	133	Non-cash
GINSBERG, LAWRENCE DAVID	GINSBERG, LAWRENCE DAVID	HOUSTON	TX	Meals	Healthcare Professional	872	Non-cash
GINSBERG, LAWRENCE DAVID	GINSBERG, LAWRENCE DAVID	HOUSTON	TX	Business Related Travel	Healthcare Professional	2813	Non-cash
GINSBERG, LAWRENCE DAVID	RED OAK PSYCHIATRY ASSOCIATES PA	HOUSTON	TX	Professional Advising	Healthcare Professional	4875	Cash
GINSBERG, LAWRENCE DAVID	RED OAK PSYCHIATRY ASSOCIATES PA	HOUSTON	TX	Expert-Led Forums	Healthcare Professional	5750	Cash



SACKS, GERALD MICHAEL	SANTA MONICA	CA	Expert-Led Forums	\$146,500	---
			Healthcare Professional: SACKS, GERALD MICHAEL		
			Meals	---	\$3,597
			Healthcare Professional: SACKS, GERALD MICHAEL		
Total Received by: SACKS, GERALD MICHAEL				\$146,500	\$3,597
SACRED HEART HOSPITAL	PENSACOLA	FL	Pfizer Sponsored Research initiated before July 1, 2009	\$12,962	---
Total Received by: SACRED HEART HOSPITAL				\$12,962	---
SABEK AHMED HUSSEIN	ORLANDO	FL	Expert-Led Forums	\$4,000	---

CSS Script DOM Net

l < td < tr.alternative < tbody < table#hcpPayments < div#intc...llwidth0 < div#contentcontainer < div#maincontainer < div#bkgcontainer

```

<li>
  <a id="exp_70" onmouseout="closeTooltip('exp_70')" onmouseover="showTooltip('exp_70')" href="#">Expert-Led Forums </a>
  <ul>
    <li>
      <span> Healthcare Professional: </span>
      <a onclick="trackHCPQuery('SACKS,+GERALD+MICHAEL')" href="payments_report.jsp?hcpdisplayName=SACKS,+GERALD+MICHAEL">SACKS, GERALD MICHAEL </a>
    </li>
  </ul>
</li>

```

Style ▾

```

table#hc
ul ul a
  color
  text
}
table#hc
ul ul a {
  color
  text
}
a {
  color
  font

```



WANG, ANNABEL KIM

\$4,500

paid by **Pfizer** »

Listed practitioner: **ANNABEL KIM WANG**

Location: **ORANGE, Calif.**

Payment for: **Expert-Led Forums** ⓘ

Reported: **Jan. to Dec. 2012**

[Search for WANG, ANNABEL KIM in Prescriber Checkup](#), our database of prescribing patterns within Medicare's drug program.

Notable drugs produced by Pfizer include:

[Lyrica](#) (epilepsy, post-herpetic neuralgia and diabetic, peripheral neuropathy, fibromyalgia)

[Celebrex](#) (arthritis pain and inflammation, acute pain)

[Viagra](#) (erectile dysfunction)

[Zyvox](#) (bacterial infections)

[Sutent](#) (late-stage kidney cancer, gastrointestinal stromal tumor)

[Premarin family](#) (menopause)

[Chantix](#) (smoking cessation)

[BeneFIX](#) (hemophilia)

[Effexor XR](#) (depression and certain anxiety disorders)

[Pristiq](#) (depression)

[See the company's complete list](#) »

Important notes

The reports include both the name of the health provider who performed the service and, when reported, the entity paid. They may be different.

Source: Pfizer. ProPublica last downloaded this record on Jan. 22, 2014.

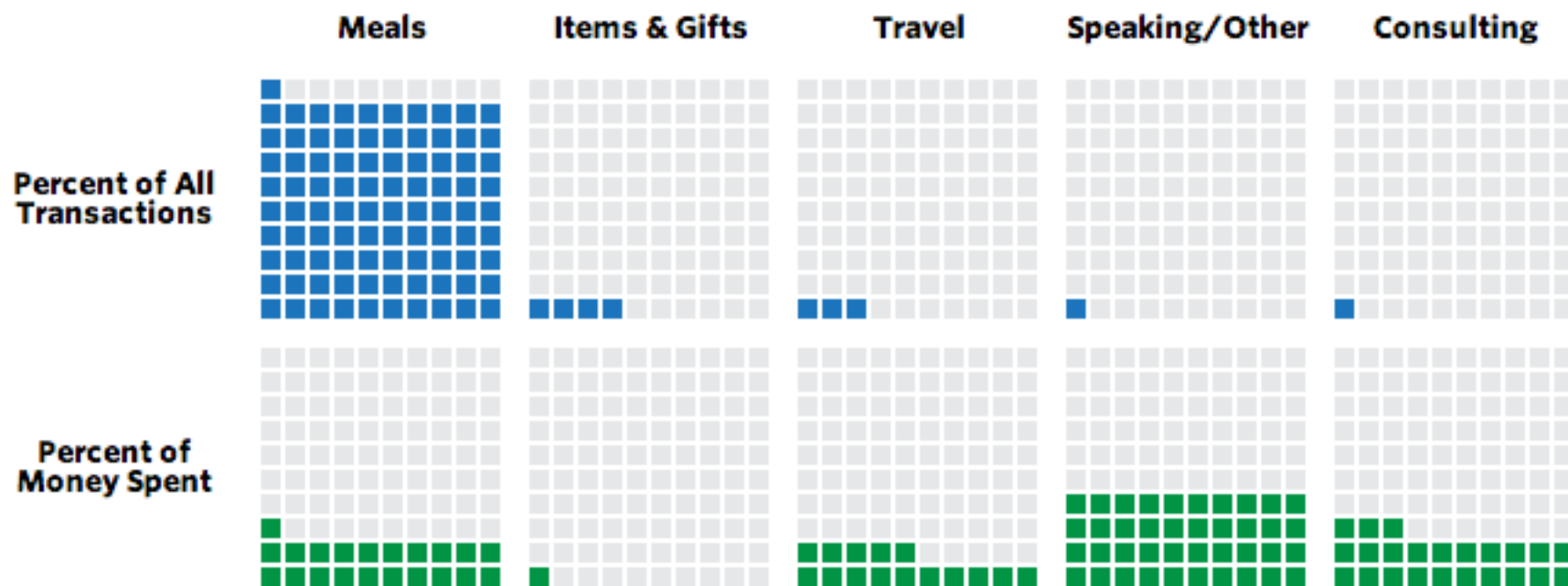
I think this is my doctor — what should I do?

If your provider is listed, it's because a drug company reported paying him or her for promotional activities, meals, travel, educational items, consulting or research. Such payments are legal, but research has shown that drug-company marketing can influence what a doctor prescribes. [How you can use this data](#) »



How Amgen Spends Its Money on Doctors

Most of Amgen's interactions with doctors last year came in the form of meals, but those accounted for a small share of its payments (excluding research). By contrast, promotional speakers accounted for far fewer interactions but at a much higher cost.



Company	Doctors Paid
Pfizer	142,600
AstraZeneca	111,200
Forest	98,900
Johnson & Johnson	97,000
GlaxoSmithKline	85,100
AbbVie	82,900
Boehringer Ingelheim	82,900
Merck	81,300
Eli Lilly	79,000
Novartis	64,500
Amgen	50,500
Valeant	21,200
UCB	21,200
Cephalon*	14,600
EMD Serono	7,900
ViiV	3,400

Source: Propublica



Docs on Pharma Payroll Have Blemished Records, Limited Credentials

Propublica, October 18, 2010



Med Schools Flunk at Keeping Faculty Off Pharma Speaking Circuit

Propublica, Dec 9, 2010



Dollars for Docs Mints a Millionaire

Propublica, March 11, 2013



As Full Disclosure Nears, Doctors' Pay for Drug Talks Plummet

Propublica March 3, 2014



Dollars for Dudes: Almost No Women Among Medical Industry's Top-Paid Speakers, Consultants

ProPublica, Oct 8, 2014



Double Dip: Doctors Paid to Advise, Promote Drug Companies That Fund Their Research

ProPublica March 24, 2014



Gerald M Sacks, MD
Santa Monica, CA
00000

Payment Report

Amount	Date	Company	Activity
\$4,300	2009	Cephalon	honorarium
\$4,001	2009	Pfizer	meals
\$146,500	2009	Pfizer	Expert-led Forums

Total Payments

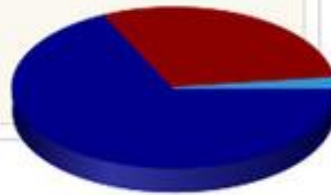
2009

\$ 222,076

Payments By Company

■ Pfizer 68% ■ Cephalon 2%
■ Lilly 30%

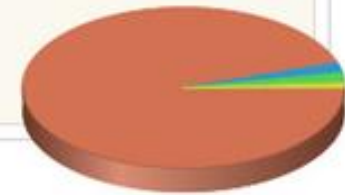
Percentage



Payments By Activity

■ Speaking 95% ■ Honorarium 2%
■ Meals 2% ■ Other 1%

Percentage



What's the problem *here*?



GlaxoSmithKline NZ Limited

Income Statement
For the Year Ended 31 December 2013

	Notes	2013 \$ '000	2012 \$ '000
<i>Revenue</i>	3	141,323	138,283
<i>Cost of sales</i>		<u>(103,384)</u>	<u>(95,445)</u>
<i>Gross profit</i>		37,939	42,838
<i>Other income</i>	4	4,070	2,204
<i>Expenses</i>	5		
<i>Distribution</i>		(3,566)	(3,636)
<i>Selling & marketing</i>		(21,971)	(25,619)
<i>Administration</i>		(5,837)	(7,327)
<i>Research and development</i>		(4,530)	(3,487)
<i>Other</i>		(8)	(46)
<i>Finance income</i>		3,971	3,652
<i>Finance costs</i>		<u>(46)</u>	<u>(43)</u>
<i>Profit before income tax</i>		10,022	8,536
<i>Income tax expense</i>	6	<u>(2,970)</u>	<u>(2,325)</u>
<i>Profit for the year</i>		<u>7,052</u>	<u>6,211</u>

Pfizer New Zealand Limited
Statement of Comprehensive Income
For the year ended 30 November 2013

	Notes	Consolidated/Parent 2013 \$'000	2012 \$'000
Revenue		92,066	191,791
Cost of sales		<u>(65,596)</u>	<u>(128,980)</u>
Gross profit		<u>26,470</u>	<u>62,811</u>
Other income	3	-	24,048
Distribution expenses		(2,291)	(5,267)
Marketing and field selling expenses		(10,781)	(22,950)
Administrative expenses		(1,980)	(3,040)
Research and development income/(expenses)		(3)	13
Advertising and promotion expenses		(4,505)	(9,863)
Other expenses		<u>(4,492)</u>	<u>(4,379)</u>
Operating profit before financing costs		<u>2,418</u>	<u>41,373</u>
Financial expenses		(95)	(9)
Financial income		<u>1,271</u>	<u>1,288</u>
Net financing income	14	<u>1,176</u>	<u>1,279</u>
Profit before income tax		3,594	42,652
Income tax expense	5	<u>(1,471)</u>	<u>(5,448)</u>
Profit for the year		<u>2,123</u>	<u>37,204</u>
Attributable to:			
Owners of the company		<u>2,123</u>	<u>37,204</u>




Doctor payments hidden in secrecy provision under new pharmaceutical company Code of Conduct

This story was published: 5 MONTHS AGO | JULY 03, 2014 12:00AM



Controversy ... doctors can hide payments from pharmaceutical companies. Picture: Thinkstock Source: Supplied



Switch to the award-winning KiwiSaver provider who has delivered consistently strong results.*

The Milford KiwiSaver Plan.** [▶ Click to switch.](#)

* Past performance is not a guarantee of future returns
** Download the Milford KiwiSaver Plan Investment Statement.

Advertisement

STORY BY

SUE DUNLEVY NATIONAL HEALTH REPORTER

News Corp Australia Network





www.sciencemediacentre.co.nz
www.sciblogs.co.nz
@petergnz

